

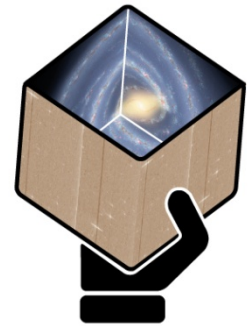
GENIUS

Sitges plenary meeting 2017

Report for Financial Management



gaia



Núria Benítez

Fundació Bosch i Gimpera – Universitat de Barcelona



GENIUS Budget Overview in Dow

PROJECT ACRONYM: GENIUS "PROJECT FINANCIAL PLAN" - WHOLE DURATION OF PLANNED WORK

BUDGET	1. UB	2. CNRS	TP. P2 UFC	3. UEDIN	4. UL	5. CESCA	6. INAF	7. CSIC	8. UNIGE	9. ULB	10. FFCUL	11. UBR	12. UCAM	13. KU
RTD FUNDING RATE	75%	75%	75%	75%	75%	75%	75%	75%	75%	75%	75%	75%	75%	75%
INDIRECT COSTS MODEL	Flat Rate	Flat Rate	Flat Rate	Simpl Method	Simpl Method	Flat rate	Flat rate	Actual	Flat rate	Flat rate	Flat rate	Flat rate	Flat rate	Flat rate
INDIRECT COST PERCENT.	60%	60%	60%	72%	77%	60%	60%	49%	60%	60%	60%	60%	60%	20%

	1. UB	2. CNRS	TP. P2 UFC	3. UEDIN	4. UL	5. CESCA	6. INAF	7. CSIC	8. UNIGE	9. ULB	10. FFCUL	11. UBR	12. UCAM	13. KU	TOTAL
RTD ACTIVITIES	471.893,20	562.276,80	5.532,80	481.191,00	517.137,00	57.600,00	133.440,00	133.899,00	66.667,20	66.640,00	114.667,20	39.976,00	203.641,60	38.400,00	2.892.961,80
- PERSONNEL COSTS	211.017,75	336.423,00	3.458,00	261.265,00	256.655,00	34.000,00	73.400,00	84.802,00	41.000,00	41.000,00	61.667,00	21.623,00	115.276,00	0,00	1.541.586,75
- TRAVEL & SUBSISTANCE	10.290,50	15.000,00		18.320,00	35.000,00	2.000,00	5.000,00	5.000,00	667,00	650,00	10.000,00	3.362,00	9.000,00	32.000,00	146.289,50
- SUB-CONTRACTING	11.000,00												0,00		11.000,00
- EQUIPMENT	64.750,00						5.000,00						2.333,00		72.083,00
- CONSUMABLES													667,00		667,00
- OTHER SPECIFIC COSTS	2.000,00														2.000,00
- OVERHEAD COSTS	172.834,95	210.853,80	2.074,80	201.606,00	225.482,00	21.600,00	50.040,00	44.097,00	25.000,20	24.990,00	43.000,20	14.991,00	76.365,60	6.400,00	1.119.335,55
OTHER ACTIVITIES	79.347,44	23.379,20	0,00	0,00	0,00	66.600,00	0,00	0,00	0,00	0,00	0,00	0,00	0,00	20.400,00	189.726,64
- PERSONNEL COSTS	33.904,71	14.612,00				34.000,00									82.516,71
- TRAVEL & SUBSISTANCE						2.000,00								17.000,00	19.000,00
- SUB-CONTRACTING						9.000,00									9.000,00
- EQUIPMENT															0,00
- CONSUMABLES															0,00
- OTHER SPECIFIC COSTS	15.687,44														15.687,44
- OVERHEAD COSTS	29.755,29	8.767,20	0,00	0,00	0,00	21.600,00	0,00	0,00	0,00	0,00	0,00	0,00	0,00	3.400,00	63.522,49
MANAGEMENT	133.049,51	0,00	0,00	0,00	1.500,00	0,00	0,00	0,00	0,00	0,00	0,00	0,00	0,00	0,00	134.549,51
- PERSONNEL COSTS	70.030,94														70.030,94
- TRAVEL & SUBSISTANCE	10.000,00														10.000,00
- SUBCONTRACTING	5.000,01				1.500,00										6.500,01
- CONSUMABLES															0,00
- OTHER SPECIFIC COSTS															0,00
- OVERHEAD COSTS	48.018,56	0,00	0,00	0,00	0,00	0,00	0,00	0,00	0,00	0,00	0,00	0,00	0,00	0,00	48.018,56
TOTAL COSTS	684.290,15	585.656,00	5.532,80	481.191,00	518.637,00	124.200,00	133.440,00	133.899,00	66.667,20	66.640,00	114.667,20	39.976,00	203.641,60	58.800,00	3.217.237,95

PARTNERS GLOBAL FINANCIAL OVERVIEW

COST CATEGORIES	1. UB	2. CNRS	TP. P2 UFC	3. UEDIN	4. UL	5. CESCA	6. INAF	7. CSIC	8. UNIGE	9. ULB	10. FFCUL	11. UBR	12. UCAM	13. KU	TOTAL
PERSONNEL COSTS	314.953,40	351.035,00	3.458,00	261.265,00	256.655,00	68.000,00	73.400,00	84.802,00	41.000,00	41.000,00	61.667,00	21.623,00	115.276,00	0,00	1.694.134,40
TRAVEL & SUB	20.290,50	15.000,00	0,00	18.320,00	35.000,00	4.000,00	5.000,00	5.000,00	667,00	650,00	10.000,00	3.362,00	9.000,00	49.000,00	175.289,50
SUBCONTRACTING	16.000,01	0,00	0,00	0,00	1.500,00	9.000,00	0,00	0,00	0,00	0,00	0,00	0,00	0,00	0,00	26.500,01
EQUIPMENT	64.750,00	0,00	0,00	0,00	0,00	0,00	5.000,00	0,00	0,00	0,00	0,00	0,00	2.333,00	0,00	72.083,00
CONSUMABLES	0,00	0,00	0,00	0,00	0,00	0,00	0,00	0,00	0,00	0,00	0,00	0,00	667,00	0,00	667,00
OTHER SP.COSTS	17.687,44	0,00	0,00	0,00	0,00	0,00	0,00	0,00	0,00	0,00	0,00	0,00	0,00	0,00	17.687,44
OVERHEAD COSTS	250.608,80	219.621,00	2.074,80	201.606,00	225.482,00	43.200,00	50.040,00	44.097,00	25.000,20	24.990,00	43.000,20	14.991,00	76.365,60	9.800,00	1.230.876,60
TOTAL COSTS	684.290,15	585.656,00	5.532,80	481.191,00	518.637,00	124.200,00	133.440,00	133.899,00	66.667,20	66.640,00	114.667,20	39.976,00	203.641,60	58.800,00	3.217.237,95
Requested Grant	566.316,85	445.086,80	4.149,60	360.893,25	389.352,75	109.800,00	100.080,00	100.424,25	50.000,40	49.980,00	86.000,40	29.982,00	152.731,20	49.200,00	2.493.997,50

GENIUS Budget after amendement

PROJECT ACRONYM: GENIUS

"PROJECT FINANCIAL PLAN" - WHOLE DURATION OF PLANNED WORK

	1.UB	2. CNRS	2. TP UFC	3. UEDIN	4. UL	5. CESCA	6. INAF	7. CSIC	8. UNIGE	9. ULB	10. FFCUL	11. UBR	12. UCAM	13. KU	14. INTA
RTD FUNDING RATE	75%	75%	75%	75%	75%	75%	75%	75%	75%	75%	75%	75%	75%	75%	75%
INDIRECT COSTS MODEL	Flat Rate	Flat Rate	Flat Rate	Simpl Method	Simpl Method	Flat rate	Flat rate	Actual	Flat rate	Flat rate	Flat rate	Flat rate	Flat rate	Flat rate	Flat rate
INDIRECT COST PERCENT.	60%	60%	60%	72%	77%	60%	60%	49%	60%	60%	60%	60%	60%	20%	175%

	1.UB	2. CNRS	2. TP UFC	3. UEDIN	4. UL	5. CESCA	6. INAF	7. CSIC	8. UNIGE	9. ULB	10. FFCUL	11. UBR	12. UCAM	13. KU	14. INTA	TOTAL
RTD ACTIVITIES	528.723,65	568.676,80	5.532,80	481.191,00	517.137,00	89.600,00	133.440,00	11.645,69	66.667,20	66.640,00	114.667,20	39.976,00	203.641,60	38.400,00	17.600,00	2.883.538,94
- PERSONNEL COSTS	305.349,28	340.423,00	3.458,00	261.265,00	260.655,00	34.000,00	73.400,00	1.670,67	41.000,00	41.000,00	61.667,00	21.623,00	115.276,00		6.031,18	1.566.818,13
- TRAVEL & SUBSISTANCE	20.290,50	15.000,00		18.320,00	31.000,00	2.000,00	5.000,00	9.154,64	667,00	650,00	10.000,00	3.362,00	9.000,00	32.000,00	1.000,00	157.444,14
- SUB-CONTRACTING	4.500,00															4.500,00
- EQUIPMENT						20.000,00	5.000,00									27.333,00
- CONSUMABLES													667,00			667,00
- OTHER SPECIFIC COSTS	2.000,00															2.000,00
- OVERHEAD COSTS	196.583,87	213.253,80	2.074,80	201.606,00	225.482,00	33.600,00	50.040,00	820,38	25.000,20	24.990,00	43.000,20	14.991,00	76.365,60	6.400,00	10.568,83	1.124.776,67
OTHER ACTIVITIES	87.847,44	23.379,20				66.600,00									20.400,00	198.226,64
- PERSONNEL COSTS	33.904,71	14.612,00				34.000,00										82.516,71
- TRAVEL & SUBSISTANCE						2.000,00										2.000,00
- SUB-CONTRACTING	8.500,00					9.000,00										17.500,00
- EQUIPMENT																
- CONSUMABLES																
- OTHER SPECIFIC COSTS	15.687,44													17.000,00		32.687,44
- OVERHEAD COSTS	29.755,29	8.767,20				21.600,00								3.400,00		63.522,49
MANAGEMENT	131.049,50				1.500,00											132.549,50
- PERSONNEL COSTS	70.030,94															70.030,94
- TRAVEL & SUBSISTANCE	10.000,00															10.000,00
- SUBCONTRACTING	3.000,00				1.500,00											4.500,00
- CONSUMABLES																
- OTHER SPECIFIC COSTS																
- OVERHEAD COSTS	48.018,56															48.018,56
TOTAL COSTS	747.620,59	592.056,00	5.532,80	481.191,00	518.637,00	156.200,00	133.440,00	11.645,69	66.667,20	66.640,00	114.667,20	39.976,00	203.641,60	58.800,00	17.600,00	3.214.315,09

PARTNERS GLOBAL FINANCIAL OVERVIEW

COST CATEGORIES	1.UB	2. CNRS	2. TP UFC	3. UEDIN	4. UL	5. CESCA	6. INAF	7. CSIC	8. UNIGE	9. ULB	10. FFCUL	11. UBR	12. UCAM	13. KU	14. INTA	TOTAL
PERSONNEL COSTS	409.285	355.035	3.458	261.265	260.655	68.000	73.400	1.671	41.000	41.000	61.667	21.623	115.276		6.031	1.719.365,78
TRAVEL & SUB	30.291	15.000		18.320	31.000	4.000	5.000	9.155	667	650	10.000	3.362	9.000	32.000	1.000	169.444,14
SUBCONTRACTING	16.000				1.500	9.000										26.500,00
EQUIPMENT						20.000	5.000									27.333,00
CONSUMABLES													667			667,00
OTHER SP.COSTS	17.687													17.000		34.687,44
OVERHEAD COSTS	274.358	222.021	2.075	201.606	225.482	55.200	50.040	820	25.000	24.990	43.000	14.991	76.366	9.800	10.569	1.236.317,73
TOTAL COSTS	747.620,59	592.056,00	5.532,80	481.191,00	518.637,00	156.200,00	133.440,00	11.645,69	66.667,20	66.640,00	114.667,20	39.976,00	203.641,60	58.800,00	17.600,00	3.214.315,09
Requested Grant	615.439,68	449.886,80	4.149,60	360.893,25	389.352,75	133.800,00	100.080,00	8.734,27	50.000,40	49.980,00	86.000,40	29.982,00	152.731,20	49.200,00	13.200,00	2.493.430,35

GENIUS Payments

Project **GENIUS** Funding Scheme **Collaborative Project** Contract Duration **01/10/2013 31/03/2017**

Participant Number	TOTAL	(1)	(2)	(4)	(5)	(6)	(7)	(9)	TOTAL PAID	YET TO BE PAID		
		Requested EC Contribution	5% Guarantee over EC Requested	EC PRE - FINANCING (53,333333% EC Contrib - 5% EC Guarantee)	PRE - FINANCING (53,33333% EC Contrib - 5% EC Guarantee) Months 1- 18	Accepted EC Contribution 1st REPORT	1st Payment (After submission & Approve 1st reporting period) Up to 85% of total EC Contribution	Accepted EC Contribution 1st REPORT			2nd Payment (After submission & Approve 2nd reporting period) Up to 85% of total EC Contribution	FINAL PAYMENT (10% + 5% Guarantee)
	3.196.715,08	2.493.430,35	124.011,52	1.205.818,00	1.205.173,78	458.955,86	431.189,64	750.107,26	455.313,91	2.091.677,33	401.753,02	
1	1.UB	747.620,59	615.439,68	30.771,98	297.462,51	273.719,81	103.470,09	103.470,09	134.595,65	134.595,65	511.785,55	103.654,13
2	2. CNRS	592.056,00	449.886,80	22.494,34	217.445,29	217.130,93	119.998,47	119.998,47	188.598,44	48.801,54	385.930,94	68.105,46
2TP	2. TP - UFC	5.532,80	4.149,60	207,48	2.005,64							
3	3. UEDIN	481.191,00	360.893,25	18.044,66	174.431,74	174.431,62	61.478,56	61.478,56	91.823,63	70.849,09	306.759,26	54.133,99
4	4. UL	518.637,00	389.352,75	19.467,64	188.187,16	188.187,16	41.640,90	41.640,90	148.235,33	101.121,78	330.949,84	58.402,91
5	5. CESCO	156.200,00	133.800,00	6.690,00	64.670,00	53.070,00	24.586,25	24.586,25	26.724,73	26.724,73	104.380,98	29.419,02
6	6. INAF	133.440,00	100.080,00	5.004,00	48.372,00	48.372,00	30.895,36	30.895,36	33.460,80	5.800,64	85.068,00	15.012,00
7	7. CSIC	11.645,69	8.734,27	436,71	4.221,56	48.538,27	1.868,29	1.868,29	6.865,98	-41.672,29	8.734,27	0,00
8	8. UNIGE	66.667,20	50.000,40	2.500,02	24.166,86	24.166,67			50.000,40	18.333,67	42.500,34	7.500,06
9	9. ULB	66.640,00	49.980,00	2.499,00	24.157,00	24.157,00	34.447,60	18.326,00	13.146,59		42.483,00	7.497,00
10	10. FFCUL	114.667,20	86.000,40	4.300,02	41.566,86	41.566,67	8.980,76	8.980,76	20.624,93	20.624,93	71.172,36	14.828,04
11	11. UBR	39.976,00	29.982,00	1.499,10	14.491,30	14.491,30	22.638,02	10.993,40	760,08		25.484,70	4.497,30
12	12. UCAM	203.641,60	152.731,20	7.636,56	73.820,08	73.562,37	2.710,70	2.710,70	18.895,44	18.895,44	95.168,51	57.562,69
13	13. KU	58.800,00	49.200,00	2.460,00	23.780,00	23.780,00	6.240,86	6.240,86	9.736,88	9.736,88	39.757,74	9.442,26
14	14. INTA	17.600,00	13.200,00	660,00	6.380,00				6.638,38	6.638,38	6.638,38	6.561,62
Payments ready done to the Consortium					1.205.173,78	458.955,86	431.189,64	750.107,26	420.450,44		2.056.813,86	
Coordinator keeps as a Project Guarantee (EC Payments -€ Transferred)					644,22		27.766,22		34.863,47			

GENIUS 1st period Report

	1st Period Report			01/01/2013	30/06/2014	
	RTD	Management	Other	Total reported	Accepted Costs	Accepted Contrib. EC
1. UB	81.999,47	23.741,56	18.280,53	124.021,56	123.969,96	103.470,09
2. CNRS	155.468,85			155.468,85	155.468,85	116.601,64
2. TP - UFC	4.529,10	26.812,27		31.341,37	4.529,10	3.396,83
3. UEDIN	81.971,41			81.971,41	81.971,41	61.478,56
4. UL	55.521,20			55.521,20	55.521,20	41.640,90
5. CESCA	13.929,04		14.139,47	28.068,51	28.068,51	24.586,25
6. INAF	41.193,81			41.193,81	41.193,81	30.895,36
7. CSIC	2.491,05			2.491,05	2.491,05	1.868,29
8. UNIGE						
9. ULB	45.930,13			45.930,13	45.930,13	34.447,60
10. FFCUL	11.974,34			11.974,34	11.974,34	8.980,76
11. UBR	30.184,03			30.184,03	30.184,03	22.638,02
12. UCAM	3.659,94			3.659,94	3.614,26	2.710,70
13. KU	8.321,14			8.321,14	8.321,14	6.240,86
	537.173,51	50.553,83	32.420,00		593.237,79	458.955,86



gaia



GENIUS

Sitges, 25.01.2017

GENIUS 2nd period Report

	2nd Period Report			01/07/2014	31/12/2015	
	RTD	Management	Other	Total reported	Accepted Costs	Accepted Contrib. EC
1. UB	101.507,68	32.287,55	19.360,22	153.155,45	153.155,45	127.778,53
2. CNRS	251.464,58			251.464,58	251.464,58	188.598,44
2. TP - UFC						
3. UEDIN	122.431,51			122.431,51	122.431,51	91.823,63
4. UL	198.568,28			198.568,28	198.568,28	148.926,21
5. CESCA	13.025,25		16.955,79	29.981,04	29.981,04	26.724,73
6. INAF	45.027,71			45.027,71	45.027,71	33.770,78
7. CSIC	9.154,64			9.154,64	9.154,64	6.865,98
8. UNIGE	72.193,58			72.193,58	72.193,58	50.000,40
9. ULB	17.528,78			17.528,78	17.528,78	13.146,59
10. FFCUL	27.499,90			27.499,90	27.499,90	20.624,93
11. UBR	1.013,44			1.013,44	1.013,44	760,08
12. UCAM	25.193,92			25.193,92	25.193,92	18.895,44
13. KU	12.982,50			12.982,50	12.982,50	9.736,88
14. INTA	8.851,17			8.851,17	8.851,17	6.638,38
	906.442,94	32.287,55	36.316,01	975.046,50	975.046,50	744.290,98



gaia



GENIUS Execution of the project

After 2nd period report

	Budget	TOTAL	Requested EC Contribution	Accepted P1 & P2	Execution of the project
1	1.UB	747.620,59	615.439,68	238.065,74	38%
2	2. CNRS	592.056,00	449.886,80	305.200,08	68%
	2. TP - UFC	5.532,80	4.149,60	3.396,83	82%
3	3. UEDIN	481.191,00	360.893,25	153.302,19	42%
4	4. UL	518.637,00	389.352,75	189.876,23	49%
5	5. CESCA	156.200,00	133.800,00	51.310,98	38%
6	6. INAF	133.440,00	100.080,00	64.356,16	65%
7	7. CSIC	11.645,69	8.734,27	8.734,27	100%
8	8. UNIGE	66.667,20	50.000,40	50.000,40	100%
9	9. ULB	66.640,00	49.980,00	47.594,19	95%
10	10. FFCUL	114.667,20	86.000,40	29.605,69	34%
11	11. UBR	39.976,00	29.982,00	23.398,10	78%
12	12. UCAM	203.641,60	152.731,20	21.606,14	14%
13	13. KU	58.800,00	49.200,00	15.977,74	32%
14	14. INTA	17.600,00	13.200,00	6.638,38	50%
		3.214.315,09	2.493.430,35	1.209.063,10	48%



gaia



GENIUS Last steps

- **On April 1st 2017 a new reporting module will be opened on the Participant Portal**
- **We are entitled to submit 3rd periodic report within a period of 60 days, no later than May 31st 2017**
- **UB, CNRS and UL should submit a Certificate on Financial Statements (CFS) attached to their Financial Report according to their expected expenses**
- **Be sure that your roles are correctly updated on the Participant Portal, mostly FSIGN**

ECCAS – Reporting system

<http://ec.europa.eu/research/participants/portal/desktop/en/home.html>

The screenshot shows the homepage of the European Commission Research & Innovation Participant Portal. At the top right, there are links for (A-Z), Sitemap, About this site, Contact, Legal Notice, Search, and a language dropdown set to English. The main header features the European Commission logo and the text "RESEARCH & INNOVATION Participant Portal". Below this is a breadcrumb trail: "European Commission > Research & Innovation > Participant Portal > Home". A navigation bar contains links for HOME, FUNDING OPPORTUNITIES, HOW TO PARTICIPATE, EXPERTS, and SUPPORT, along with a search box labeled "Search PP". The "LOGIN" and "REGISTER" buttons are circled in red. A large banner for "Horizon 2020 Funding" is visible, stating "Starting from 1/1/2014". Below the banner, text indicates that users can find and secure funding for research & innovation projects under the following EU programmes:

- 2014-2020 Horizon 2020 - research and innovation framework programme
- 2007-2013 7th research framework programme (FP7) and Competitiveness & Innovation Programme (CIP)

At the bottom of the page, there are sections for "Non-registered users" and "Registered users".



gaia



ECCAS – Reporting system

European Commission

EUROPEAN COMMISSION AUTHENTICATION SERVICE (ECAS)

External

EUROPA > Authentication Service > Login

Login New password Sign Up Help

Login [Not registered yet](#)

Is the selected domain correct?
External [Change it](#)

Username or e-mail address *
user

Password *
password

[More options...](#)

Login! [Lost your password?](#)

* Required fields

(authenticates your identity on European Commission websites)

Participants Portal

requires you to authenticate



gaia



GENIUS

Sitges, 25.01.2017

ECCAS – Reporting system

(A-Z) Sitemap About this site Contact Legal

European Commission

RESEARCH & INNOVATION

Participant Portal

European Commission > Research & Innovation > Participant Portal > Home

MY AREA HOME FUNDING OPPORTUNITIES HOW TO PARTICIPATE EXPERTS SUPPORT ▾ Search PP 🔍

- My Organisation(s)
- My Proposal(s)
- My Project(s)**
- My Notification(s)
- My Expert Area

Horizon 2020

On this site you can find and secure **funding** for research & innovation projects under the following:

- **2014-2020** Horizon 2020 - research and innovation framework programme
- **2007-2013** 7th research framework programme (FP7) and Competitiveness & Innovation P...

Non-registered users	Registered users
<ul style="list-style-type: none">• search for funding• read the H2020 Online Manual & download the legal documents• check if an organisation is already registered• contact our support services or check our FAQs	<ul style="list-style-type: none">• submit your proposal• sign the grant• manage your project throughout it



gaia



Gaia
DPAC
Data Processing & Analysis Consortium



ECCAS – Reporting system

Legend

AA Access Amendment	GP Grant Preparation	MP Manage Projects	FR Financial Reporting
PR Periodic Reporting	RD Reporting & Deliverables	PC Project Consortium	VP View Proposal

Show 10 entries

EXCEL

Search: **GENIUS**

ACRONYM	CALL	PROG	PROJECTID	ROLES	PHASE	ACTIONS
GENIUS	FP7-SPACE-2013-1	FP7	606740	PC	Grant Management	VP MP

Showing 1 to 1 of 1 entries. (filtered from 148 total entries)

← PREVIOUS 1 NEXT →

ECCAS – Reporting system

Review and update your roles if necessary

› COORDINATOR Organisation - UNIVERSITAT DE BARCELONA	EDIT ROLES
› BENEFICIARY Organisation - CONSORCI DE SERVEIS UNIVERSITARIS DE CATALUNYA	EDIT ROLES
› BENEFICIARY Organisation - UNIVERSITEIT LEIDEN	EDIT ROLES
› BENEFICIARY Organisation - ISTITUTO NAZIONALE DI ASTROFISICA	EDIT ROLES
› BENEFICIARY Organisation - THE CHANCELLOR, MASTERS AND SCHOLARS OF THE UNIVERSITY OF CAMBRIDGE	EDIT ROLES
› BENEFICIARY Organisation - UNIVERSITY OF BRISTOL	EDIT ROLES
› BENEFICIARY Organisation - INSTITUTO NACIONAL DE TECNICA AEROESPACIAL ESTEBAN TERRADAS	EDIT ROLES
› BENEFICIARY Organisation - National University Corporation, Kyoto University	EDIT ROLES
› BENEFICIARY Organisation - THE UNIVERSITY OF EDINBURGH	EDIT ROLES
› BENEFICIARY Organisation - CENTRE NATIONAL DE LA RECHERCHE SCIENTIFIQUE CNRS	EDIT ROLES
› BENEFICIARY Organisation - UNIVERSITE DE GENEVE	EDIT ROLES
› BENEFICIARY Organisation - UNIVERSITE LIBRE DE BRUXELLES	EDIT ROLES
› BENEFICIARY Organisation - FUNDACAO DA FACULDADE DE CIENCIAS DA UNIVERSIDADE DE LISBOA FP	EDIT ROLES



gaia



Gaia
DPAC
Data Processing & Analysis Consortium



GENIUS

Sitges, 25.01.2017

ECCAS – Reporting system

Legend

AA Access Amendment	GP Grant Preparation	MP Manage Projects	FR Financial Reporting
PR Periodic Reporting	RD Reporting & Deliverables	PC Project Consortium	VP View Proposal

Show entries

Search:


ACRONYM	CALL	PROG	PROJECTID	ROLES	PHASE	ACTIONS
GENIUS	FP7-SPACE-2013-1	FP7	606740	PC	Grant Management	VP MP

Showing 1 to 1 of 1 entries. (filtered from 148 total entries)

← PREVIOUS NEXT →



ECCAS – Reporting system

Search your entity form C

 **Periodic Reporting**
REP-606740-2 - period 10/2014
> 09/2015

01 Oct 2015

Draft Submitted Reviewed Paid

 Technical Part of Periodic Report contribution	Lock for review
 Financial Statement UB [PIC 999986387] drafting	Lock for Review

ECCAS – Reporting system

Financial statement for period '2' (01/10/2014 - 30/09/2015)

Personnel Costs:

Average personnel costs Yes No

Certificates:

Certificate on the methodology Yes No

Certificate on the financial statements Yes No

Interest:

Interest Earned Yes No

Cost table:

Partner cost break down ▼

	RTD / Innovator	Demonstration	Management	Other Activities	Total
Personnel costs	0	0	0	0	
Subcontracted direct costs	0	0	0	0	
Other direct costs	0	0	0	0	
Indirect costs					
Total costs					
Maximum EU contribution	75%	50%	100%	100%	
Requested EU Contribution	<input type="text"/>	<input type="text"/>	<input type="text"/>	<input type="text"/>	
Receipts					<input type="text"/>

Answer the questions

Fill in the costs

ECCAS – Reporting system

Fill in with your data

Financial statement for period '1' (01/10/2013 - 30/09/2014)

Personnel Costs:

Average personnel costs

Yes No



Certificates:

Certificate on the methodology

Yes No



Certificate on the financial statements

Yes No



Interest:

Interest Earned

Yes No



ECCAS – Reporting system

Fill in with your figures and explanations by pressing every necessary blue 0 and save

Cost table:

Partner cost break down					
	RTD / Innovation	Demonstration	Management	Other Activities	Total
Personnel costs	0	0	0	0	
Subcontracted of direct costs	0	0	0	0	
Other direct costs	0	0	0	0	
Indirect costs	0	0	0	0	
Total costs					
Maximum EU contribution					
Requested EU Contribution					
Receipts					



gaea



ECCAS – Reporting system

When your report is complete and correct press “lock for review”

The screenshot displays the ECCAS reporting system interface. At the top left, there is a document icon with a Euro symbol. The main header reads "Periodic Reporting" followed by "REP-606740-2 - period 10/2014" and "> 09/2015". A date "01 Oct 2015" is shown above a progress bar. The progress bar has four stages: "Draft", "Submitted", "Reviewed", and "Paid". The "Draft" stage is currently active, indicated by a yellow play button icon. Below the progress bar, there are two report items, each with a document icon and a "Lock for review" button. The first item is "Technical Part of Periodic Report contribution" and the second is "Financial Statement UB [PIC 999986387] drafting". The "Lock for Review" button for the second item is circled in red.

Report Item	Current Status	Action
Technical Part of Periodic Report contribution	Draft	Lock for review
Financial Statement UB [PIC 999986387] drafting	Draft	Lock for Review

ECCAS – Reporting system

Log out the Participant Contact User in the Participant Portal

Log in the FSIGN User in the Participant Portal (follow slides 2-5)

“Sign and Submit” the report

The screenshot displays the 'Periodic Reporting' section of the ECCAS system. At the top left, there is a document icon with a Euro symbol. The main heading is 'Periodic Reporting' with the identifier 'REP-606740-2 - period 10/2014' and a date '> 09/2015'. A progress bar is shown with a date '01 Oct 2015' and a play button icon. The progress bar has four stages: 'Draft', 'Submitted', 'Reviewed', and 'Paid'. Below the progress bar, there are two report items:

Report Item	Status
Technical Part of Periodic Report contribution	Lock for review
Financial Statement UB [PIC 999986387] drafting	Lock for Review

The 'Lock for Review' button for the Financial Statement UB is circled in red.

Press “Unlock to draft” if any correction is necessary

Many thanks

Núria Benítez